

# Bingo

myfreebingocards.com

## Safety First!

Before you print all your bingo cards, please print a test page to check they come out the right size and color. Your bingo cards start on Page 3 of this PDF.

If your bingo cards have words then please check the spelling carefully.

If you need to make any changes go to [mfbc.us/e/hqmzi](https://mfbc.us/e/hqmzi)

## Play

Once you've checked they are printing correctly, print off your bingo cards and start playing! On the next page you will find the "Bingo Caller's Card" - this is used to call the bingo and keep track of which words have been called. Your bingo cards start on Page 3.

## Virtual Bingo

Please do not try to split this PDF into individual bingo cards to send out to players. We have tools on our site to send out links to individual bingo cards. For help go to [myfreebingocards.com/virtual-bingo](https://myfreebingocards.com/virtual-bingo).

## Help

If you're having trouble printing your bingo cards or using the bingo card generator then please go to <https://myfreebingocards.com/fag> where you will find solutions to most common problems.

## Share

[Pin these bingo cards](#) on Pinterest, [share on Facebook](#), or post this link: [mfbc.us/s/hqmzi](https://mfbc.us/s/hqmzi)

## Edit and Create

To add more words or make changes to this set of bingo cards go to [mfbc.us/e/hqmzi](https://mfbc.us/e/hqmzi)

Go to [myfreebingocards.com/bingo-card-generator](https://myfreebingocards.com/bingo-card-generator) to create a new set of bingo cards.

## Legal

The terms of use for these printable bingo cards can be found at [myfreebingocards.com/terms](https://myfreebingocards.com/terms).

## Have Fun!

If you have any feedback or suggestions, drop us an email on [hello@myfreebingocards.com](mailto:hello@myfreebingocards.com).

# Bingo Caller's Card


Use your Bingo Caller's Card to call the bingo and keep track of which words you have already called.

Print two copies of the caller's card. Cut one copy up, fold the squares in half, and put them in a hat. To call the bingo, pull a square out of the hat, unfold it and read it out.

When you have called a word/number, tick it off on the second copy of the caller's card. You can use the second copy of the caller's card to check if a player has a winning card during a game.

--	--	--	--	--	--


Bingo Card ID 001



A bingo card template with a red banner at the top and a 4x4 grid of yellow squares below. The background is orange with a pattern of small yellow dots. The URL 'myfreebingocards.com' is printed at the bottom center.


myfreebingocards.com


Bingo Card ID 002



A bingo card template with a red banner at the top and a 4x4 grid of yellow squares below. The background is orange with a pattern of small yellow dots. The URL 'myfreebingocards.com' is printed at the bottom center.


myfreebingocards.com


Bingo Card ID 003



A bingo card template with a yellow background and a pattern of small orange dots. At the top, there is a red banner with a dark red outline. Below the banner is a 4x4 grid of 16 yellow squares, each outlined in dark red. At the bottom center, the text "myfreebingocards.com" is written in a dark red font.


myfreebingocards.com


Bingo Card ID 004




A bingo card template with a yellow background and a pattern of small orange dots. At the top, there is a red banner with a dark red outline. Below the banner is a 4x4 grid of 16 yellow squares, each outlined in dark red. At the bottom center, the text "myfreebingocards.com" is written in a dark red font.


myfreebingocards.com


Bingo Card ID 005



Bingo Card ID 006




Bingo Card ID 007



A bingo card template with a red banner at the top and a 4x4 grid of yellow squares below. The background is orange with yellow polka dots. The URL myfreebingocards.com is printed at the bottom.


myfreebingocards.com


Bingo Card ID 008



A bingo card template with a red banner at the top and a 4x4 grid of yellow squares below. The background is orange with yellow polka dots. The URL myfreebingocards.com is printed at the bottom.


myfreebingocards.com


Bingo Card ID 009



A bingo card template with a red banner at the top and a 4x4 grid of yellow squares below. The background is orange with yellow polka dots. The URL 'myfreebingocards.com' is printed at the bottom.


myfreebingocards.com


Bingo Card ID 010



A bingo card template with a red banner at the top and a 4x4 grid of yellow squares below. The background is orange with yellow polka dots. The URL 'myfreebingocards.com' is printed at the bottom.


myfreebingocards.com


Bingo Card ID 011



A bingo card template with a red banner at the top and a 4x4 grid of yellow squares below. The background is orange with yellow polka dots. The URL 'myfreebingocards.com' is printed at the bottom.


myfreebingocards.com

Bingo Card ID 012




A bingo card template with a red banner at the top and a 4x4 grid of yellow squares below. The background is orange with yellow polka dots. The URL 'myfreebingocards.com' is printed at the bottom.


myfreebingocards.com




Bingo Card ID 013



A bingo card template with a yellow background and a pattern of small orange dots. At the top, there is a red banner with a dark red border. Below the banner is a 4x4 grid of 16 yellow squares, each outlined in dark red. At the bottom center, the text "myfreebingocards.com" is written in a dark red font.


myfreebingocards.com


Bingo Card ID 014



A bingo card template with a yellow background and a pattern of small orange dots. At the top, there is a red banner with a dark red border. Below the banner is a 4x4 grid of 16 yellow squares, each outlined in dark red. At the bottom center, the text "myfreebingocards.com" is written in a dark red font.


myfreebingocards.com


Bingo Card ID 015



A bingo card template with a red banner at the top and a 4x4 grid of yellow squares below. The background is orange with yellow polka dots. The URL 'myfreebingocards.com' is printed at the bottom.


myfreebingocards.com


Bingo Card ID 016



A bingo card template with a red banner at the top and a 4x4 grid of yellow squares below. The background is orange with yellow polka dots. The URL 'myfreebingocards.com' is printed at the bottom.


myfreebingocards.com


Bingo Card ID 017



A bingo card template with a red banner at the top and a 4x4 grid of yellow squares below. The background is orange with yellow polka dots. The URL 'myfreebingocards.com' is printed at the bottom.


myfreebingocards.com


Bingo Card ID 018




A bingo card template with a red banner at the top and a 4x4 grid of yellow squares below. The background is orange with yellow polka dots. The URL 'myfreebingocards.com' is printed at the bottom.


myfreebingocards.com

Bingo Card ID 019



Bingo Card ID 020



Bingo Card ID 021

A bingo card template with a yellow background and a pattern of small yellow dots. At the top, there is a red banner with a dark red outline. Below the banner is a 4x4 grid of 16 yellow squares, each outlined in dark red. At the bottom center, the text "myfreebingocards.com" is written in a dark red font.



myfreebingocards.com

Bingo Card ID 022


A bingo card template with a yellow background and a pattern of small yellow dots. At the top, there is a red banner with a dark red outline. Below the banner is a 4x4 grid of 16 yellow squares, each outlined in dark red. At the bottom center, the text "myfreebingocards.com" is written in a dark red font.


myfreebingocards.com


Bingo Card ID 023



Bingo Card ID 024




Bingo Card ID 025



A bingo card template with a yellow background and a pattern of small orange dots. At the top, there is a red banner with a dark red border. Below the banner is a 4x4 grid of 16 yellow squares, each outlined in dark red. At the bottom center, the text "myfreebingocards.com" is written in a dark red font.


myfreebingocards.com


Bingo Card ID 026



A bingo card template with a yellow background and a pattern of small orange dots. At the top, there is a red banner with a dark red border. Below the banner is a 4x4 grid of 16 yellow squares, each outlined in dark red. At the bottom center, the text "myfreebingocards.com" is written in a dark red font.


myfreebingocards.com


Bingo Card ID 027



A bingo card template with a red banner at the top and a 4x4 grid of yellow squares below. The background is orange with yellow polka dots. The URL 'myfreebingocards.com' is printed at the bottom.


myfreebingocards.com

Bingo Card ID 028




A bingo card template with a red banner at the top and a 4x4 grid of yellow squares below. The background is orange with yellow polka dots. The URL 'myfreebingocards.com' is printed at the bottom.


myfreebingocards.com




Bingo Card ID 029



A bingo card template with a red banner at the top and a 4x4 grid of yellow squares below. The background is orange with yellow polka dots. The URL [myfreebingocards.com](http://myfreebingocards.com) is printed at the bottom.


[myfreebingocards.com](http://myfreebingocards.com)

Bingo Card ID 030



A bingo card template with a red banner at the top and a 4x4 grid of yellow squares below. The background is orange with yellow polka dots. The URL [myfreebingocards.com](http://myfreebingocards.com) is printed at the bottom.


[myfreebingocards.com](http://myfreebingocards.com)